

Forest 3+

Rear wheel drive electronic wheelchair
with excellent outdoor capacities

User weight up to 250 kg

medical information :






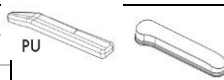


--

	Price	
Forest 3+ electronic wheelchair		

S = Standard

= option without extra cost

CONFIGURATION				
Motor				
	6 km/h	<input type="radio"/>	-	 km/h
	10 km/h	<input type="radio"/>	-	
Seat width				
	500 mm	<input type="radio"/>		
	550 mm	<input type="radio"/>		
	600 mm	<input type="radio"/>		
	650 mm	<input type="radio"/>		
	700 mm	<input type="radio"/>		
Seat depth				
	450 mm	<input type="radio"/>	-	
	470 mm	<input type="radio"/>	-	
	490 mm	<input type="radio"/>	-	
	510 mm	<input type="radio"/>	-	
	530 mm	<input type="radio"/>	-	
	550 mm	<input type="radio"/>	-	
Seat height (measured to the seat frame without cushion and without seat inclination)				
	470 mm	<input type="radio"/>	-	
CONTROLLER				
Controller				
R	Right	<input type="radio"/>	-	
L	Left	<input type="radio"/>	-	
Swing-away				
SE53	Swing-away controller	<input checked="" type="checkbox"/>	-	
SE53Z	Swing-away and fold down controller	<input type="checkbox"/>	€	
SE53A	Swing-away controller with 3 adjustable lock positions	<input type="checkbox"/>	€	
	Standard controller according to configuration	<input checked="" type="checkbox"/>	-	
LCD	Controller with integrated LCD touch screen	<input type="checkbox"/>	€	
SE64 - fixed	Remote actuator controls - fixed to armrest <i>Not possible to use in combination with SE53Z & SE53A</i>	<input type="checkbox"/>	€	
SE64 - swivel	Remote actuator controls - on swivel of joystick <i>Not possible to use in combination with SE53Z & SE53A</i>	<input type="checkbox"/>	€	
Controller options				
SE04	Chin control (equiped with LCD touch screen)	<input type="checkbox"/>	€	
SE08	Back control (controller positioned on backrest)	<input type="checkbox"/>	€	
SE09	Attendant control (2nd controller for attendant, positioned on backrest)	<input type="checkbox"/>	€	
SE63	Softball joystick	<input type="checkbox"/>	€	

ARMREST					
Foldable quick-release arm rest					
	Armpad PU		S	-	
	Armpad Soft comfort		<input type="checkbox"/>	€	
	Armpad artificial leather		<input type="checkbox"/>	€	
B660	Gutted inclinable PU armrest <i>NOT IN COMBINATION WITH B15 TABLE, SE74A MIRROR or SE16</i>				
	Right		<input type="checkbox"/>	€	
	Left		<input type="checkbox"/>	€	
FOOTREST					
B06	Removable footrest		S	-	
BA6	Removable footrest short version (7cm shorter)		<input type="checkbox"/>	-	
BK6	Removable footrest short version (7cm shorter)		<input type="checkbox"/>	€	
MANUAL LEGREST					
Right side					
BZ7	Articulated length-correcting legrest, with articulated pallet (70mm longer)		<input type="checkbox"/>	€	
BZ8	Articulated length-correcting legrest, with articulated pallet		<input type="checkbox"/>	€	
Left side					
BZ7	Articulated length-correcting legrest, with articulated pallet (70mm longer)		<input type="checkbox"/>	€	
BZ8	Articulated length-correcting legrest, with articulated pallet		<input type="checkbox"/>	€	
COLORS (frame)					
mat gloss					
C4	Bright red	<input type="checkbox"/>	<input type="checkbox"/>	-	
C5	Black	<input type="checkbox"/>	<input type="checkbox"/>	-	
C8	Yellow	<input type="checkbox"/>	<input type="checkbox"/>	-	
C29	Silver	<input type="checkbox"/>	<input type="checkbox"/>	-	
C53	Orange	<input type="checkbox"/>	<input type="checkbox"/>	-	
C55	Inox	<input type="checkbox"/>	<input type="checkbox"/>	-	
C56	Metallic blue	<input type="checkbox"/>	<input type="checkbox"/>	-	
C59	Champagne	<input type="checkbox"/>	<input type="checkbox"/>	-	
C71	Mirror blue	-	<input type="checkbox"/>	-	
C72	Mirror red	-	<input type="checkbox"/>	-	
C73	Mirror lime green	-	<input type="checkbox"/>	-	
C76	White	<input type="checkbox"/>	<input type="checkbox"/>	-	
C78	Mirror light blue	-	<input type="checkbox"/>	-	
C79	Soft blue	<input type="checkbox"/>	<input type="checkbox"/>	-	
C85	Bright green	<input type="checkbox"/>	<input type="checkbox"/>	-	
C87	Melon orange	<input type="checkbox"/>	<input type="checkbox"/>	-	
C88	Gold	<input type="checkbox"/>	<input type="checkbox"/>	-	
C89	Brown	<input type="checkbox"/>	<input type="checkbox"/>	-	
	additional colors with additional cost : contact your sales representative			€	
BACKREST					
Type of backrest					
L34 Tub	Tubular backrest : with preshaped cushion adjustable with alu clamps				
	Soft upholstery (grey)		<input type="checkbox"/>	-	
	Net upholstery (black)		<input type="checkbox"/>	€	
	Artificial leather upholstery (black)		<input type="checkbox"/>	€	
L44	Tubular backrest with adjustable straps and black Nylon coating		<input type="checkbox"/>	-	
SEAT					
L16F	Wooden plate with velcro without cushion		<input type="checkbox"/>	-	
L16F+L35 Soft	Separated Soft grey preshaped seat with Velcro		<input type="checkbox"/>	-	
L16F+L35 Net/C	Separated Net+Cordura black preshaped seat with Velcro		<input type="checkbox"/>	€	
L16F+L35 Skai	Separated black artificial leather preshaped seat with Velcro		<input type="checkbox"/>	€	
SEAT & BACKREST ADJUSTMENT					
SE30	Manual seat adjustment		<input type="checkbox"/>	-	
SE34	Manual backrest adjustment		<input type="checkbox"/>	-	
SE39	Electrical seat (20°) & electrical backrest (30°) inclination (2 actuators)		<input type="checkbox"/>	€	
SE40	Electrical seat adjustment (20° - 1 actuator)		<input type="checkbox"/>	€	
SE41	Electrical backrest adjustment (30° - 1 actuator)		<input type="checkbox"/>	€	

WHEELS & TYRES				
Front wheels				
	Pneumatic black tyre, black rim, block profile	<input type="radio"/>	-	
	Pneumatic black tyre, black rim, line profile	<input type="radio"/>	-	
	Pneumatic grey tyre, black rim, block profile	<input type="checkbox"/>	€	
	Puncture-free black tyre, black rim, block profile	<input type="checkbox"/>	€	
	Puncture-free black tyre, black rim, line profile	<input type="checkbox"/>	€	
Rear wheels (3.00 x 8)				
	Pneumatic black tyre, black rim, block profile	<input type="radio"/>	-	
	Pneumatic black tyre, black rim, line profile	<input type="radio"/>	-	
	Pneumatic grey tyre, black rim, block profile	<input type="checkbox"/>	€	
	Puncture-free black tyre, black rim, block profile	<input type="checkbox"/>	€	
SEATING OPTIONS				
SE16	Lateral side plates (in plexi) <i>NOT IN COMBINATION WITH B66 / B660</i>	<input type="checkbox"/>	€	
B22	Abductor	<input type="checkbox"/>	€	
L04	Side support			
	Right	<input type="checkbox"/>	€	
	Left	<input type="checkbox"/>	€	
L04S	Side support (small)			
	Right	<input type="checkbox"/>	€	
	Left	<input type="checkbox"/>	€	
L55	Headrest adjustable in : height	<input type="checkbox"/>	€	
L58	Headrest adjustable in : height and depth (stepless adjustment)	<input type="checkbox"/>	€	
L58C	Headrest adjustable in : height, width, depth & rotation	<input type="checkbox"/>	€	
GENERAL OPTIONS				
B12	Wooden Table	<input type="checkbox"/>	€	
B31	Crutches holder <i>NOT IN COMBINATION WITH SE42 & SE43</i>	<input type="checkbox"/>	€	
B52	Serum holder	<input type="checkbox"/>	€	
B58L	Safety belt	S	-	
SE01	Mudguards	<input type="checkbox"/>	€	
SE06	USB charger port <i>NOT COMPATIBLE WITH STANDARD CONTROLLER</i>	<input type="checkbox"/>	€	
SE18	Steering lock	<input type="checkbox"/>	€	
SE19	LED lights	<input type="checkbox"/>	€	
SE37	Side support for femur	<input type="checkbox"/>	€	
SE58	Transport hooks (not crash test approved)	S	-	
SE24	Cupholder	<input type="checkbox"/>	€	
SE74	Mirror (1 piece) <i>NOT IN COMBINATION WITH B66 / B660</i>	<input type="checkbox"/>	€	
SE74A	Swing-away mirror (1 piece) <i>NOT IN COMBINATION WITH B66 / B660 WILL BE MOUNTED ON OPPOSITE SIDE OF CONTROLLER</i>	<input type="checkbox"/>	€	